

# Rubbing Pictures




You need:

Paper (can be second hand with one side used or coloured paper)

Pencil

Coins or leaves

Glue



Put a coin or ...

... a leaf underneath a piece of paper. Rub a pencil lightly (don't press down too hard lay the pencil on its side while rubbing) over a coin or a leaf (put the leaf underneath the paper that the veins face up. The veins will make the impressions when rubbed with a pencil). The shape will start to show.



Cut out the finished transfer and use them to make collages or other craft.



You can glue two pieces of coin transfers together and make your own coins.

Glue two pieces of leaves together with a piece of string between them so you can hang them up.